


One-Day Witnessing Workshop

Leader's Manual





Contents

Leader's Manual

Notes

Introduction to the One-Day Witnessing Workshop.....	3
Session One: Welcome.....	7
Session Two: The Work of the Holy Spirit.....	9
Session Three: How to Build Witnessing Relationships.....	12
Session Four: How to Begin a Witnessing Conversaton.....	15
Session Five: Your Personal Story/Testimony.....	17
Session Six: Overview of the One-Day Witnessing Card.....	21
Session Seven: Immediate Follow-up.....	28
Session Eight: How to Pray Evangelistically.....	30



Purpose of the One-Day Witnessing Workshop

The purpose of this training is to equip believers with the “basics” of using their personal story/testimony along with the One-Day Witnessing Card to share the gospel with family members, friends, church or Sunday School prospects that are unbelievers. Since the One-Day training is based on The NET approach, it can also be used to equip believers to become mentors in The NET strategy. Additionally, participants in the One-Day workshop will benefit greatly from a more intensive time of training and should enroll in an eight-week NET training cycle after completing this workshop.

The One-Day Workshop Leader

The One-Day Workshop leader should be someone who has a passion for the lost, be a good teacher, and is a personal soul-winner. If at all possible it should be the pastor. If that is not possible, the leader should be someone who has a passion for and experience in personal evangelism.

The leader will need to have studied and reviewed each session carefully. A key requirement for the One-Day Workshop leader is the ability to share his or her personal testimony as well as use his or her testimony in the context of the One-Day Witnessing Card. Therefore, the leader needs to have prepared his or her personal testimony and to have studied and practiced using the card in preparation for the teaching sessions. In the teaching session the leader will be expected to concisely share his or her personal testimony and to be able to show the class how to share the gospel by using the One-Day Witnessing Card. He or she also needs to lead out in the witnessing experience later in the day.

It is imperative for the leader to keep the sessions as brief as possible and within the suggested time frame. Due to the important content contained in each of the eight sessions, it is easy to get bogged down and spend too much time on a particular topic. The leader should do his or her best to stay focused and on schedule. If at all possible, give as much time as possible for participants to practice sharing their testimony/story and using the Witnessing Card. The more time given to this in the classroom will assist in the preparation for the witnessing opportunities that will take place later.

Introduction



Notes

Leader's Manual


The Leader's Manual is designed to make the teaching very simple. Each section of the Leader's Manual has a lesson purpose and the necessary teaching notes. The PowerPoint slides and overhead masters follow these teaching notes, and each slide or cell used is clearly indicated in the margins. The leader can, for the most part, teach each session from the PowerPoint presentation or overhead masters. In preparation for each session, the leader should review the PowerPoint slides or the overhead masters along with the Leader's Manual.

It is also beneficial to enlist those who have been trained in evangelism to assist the teams as they go on the witnessing encounters. If possible, arrange for a time of pre-training for these individuals and give them an overview of the One-Day Workshop. Encourage them to know and understand how to use the One-Day Witnessing Card. If you have already done a session of The NET training, NET Mentors would be the perfect choice to lead in these witness opportunities.

One-Day Witnessing Workshop Schedule

- 9:00 a.m. Session One—Welcome**
Purpose of Session:
 To verify the biblical mandate for personal witnessing and the claim that Jesus is the only way to salvation
- 9:20 a.m. Session Two—The Work of the Holy Spirit**
Purpose of Session:
 To help the believer understand and apply the work of the Holy Spirit in evangelism
- 9:35 a.m. Session Three—How to Build Witnessing Relationships**
Purpose of Session:
 To help the believer identify unbelievers and to intentionally build witnessing relationships with them
- 9:55 a.m. Session Four—How to Begin a Witnessing Conversation**
Purpose of Session:
 To help the believer understand how to begin a witnessing conversation

Introduction



Leader's Manual

Notes

- 10:10 a.m. Break**
- 10:25 a.m. Session Five—Your Personal Story/Testimony**
Purpose of Session:
To help the believer understand the importance of a personal story/testimony, how to develop it and share it with an unbeliever
- 10:55 a.m. Practice Sharing Your Story/Testimony**
- 11:10 a.m. Session Six—Using the One-Day Witnessing card**
Purpose of Session:
To learn how to use the One-Day Witnessing Card in a witnessing conversation.
- Noon Lunch**
- 12:30 p.m. Session Six continued—Using the One-Day Witnessing Card**
- 12:45 p.m. Practice Using the One-Day Witnessing Card**
- 1:15 p.m. Session Seven—Immediate Follow-up**
Purpose of Session:
To help the believer understand the importance and process of immediate follow-up
- 1:30 p.m. Session Eight —How to Pray Evangelistically**
Purpose of Session:
To help the believer understand the importance and power of prayer in witnessing
- 1:45 p.m. Witnessing Opportunities**
- 3:45 p.m. Report Time and Fellowship**

Introduction



Leader's Manual

Notes

Training Materials to be Downloaded/Duplicated/Ordered

The One-Day Witnessing Workshop materials with the exception of the One-Day Witnessing Card are available for downloading free at www.namb.net/onedaywitness. The card is available in packs of 100 from the North American Mission Board. Call 1 866 407-6262 to order. A PowerPoint presentation and overhead masters are available free as well.


Each participant will need a copy of the Listening Guide for each of the sessions. They will also need a minimum of three One-Day Witnessing Cards. Participants should be encouraged to bring their Bible to the training.

Training Equipment and Room Arrangement

Set up the training room for a productive teaching environment. Since participants will be writing and using handouts, have an adequate number of tables and chairs. If you are using PowerPoint or an overhead projector, make sure you have a screen or white blank wall at the teaching end of the room. A table at the front of the room for laptops, overheads, materials, and so forth will be necessary. If you need a lectern, secure one before the training. If the crowd is large, you may need to arrange for a sound system and microphone.

Have water and mints placed on each table along with extra pens or pencils. All duplicated and ordered materials should be easily accessible. If you have assigned visits and teams for the witnessing encounters, make sure that packets are available for each team with the appropriate materials and information.

Session One



Leader's Manual

Notes

WELCOME!

CELL 1A

Purpose of Session:

To verify the biblical mandate for personal witnessing and the claim that Jesus is the only way to salvation

Enlist someone to read Matthew 28:18-20.

CELL 1B

Ask:

What does this passage clearly tell us to do?

Answers:

Go and tell, make disciples, teach, baptize, make believers, and so on.

Say:

Clearly this passage tells us to be a witness for Christ. It is the biblical mandate. It expresses the marching orders of the church and every individual that has been saved. This passage is referred to as the "Great Commission."

CELL 1C

Thank you for making a commitment to be present at this training. It reflects your desire to be obedient to the cause of Christ and to be vitally involved in His commission.

CELL 1D

Enlist someone to read Acts 4:12.

Ask:

What does this passage say about salvation?

Say:

The message of this text is clear. It is only through Jesus, there is no other way to salvation.

CELL 1E

Ask:

So, if we have been given a commission, and if there is no other way to be saved other than through Jesus Christ, how should these two verses affect the way we live our Christian lives?

The answer is obvious:

We should be obedient to the commission of Christ and to seek to share with others the good news that salvation is available through Him.

- Welcome each participant and open with prayer.
- Make sure that each individual has the necessary materials.
- Give an overview of the training schedule you will use.
- Make any necessary announcements. Make sure that each participant has a partner with whom to practice sharing their story/testimony and using the witnessing card presentation later in the training.

Session One



Leader's Manual

Notes

CELL 1F

Say:

This is an issue for many believers. They want to be obedient in this area, but they simply do not know how to share this good news, and this causes them to be fearful. Today we will teach you a very simple process by which you will be able to share this good news as you seek to be involved in this commission.

CELL 1G

Lead your class to make this commitment:

To the best of my ability, and with the Lord's help, I will share Christ as opportunities arise.


Say:

If this expresses your desire, sign your name on the line as a confirmation of your commitment.

Close this session with prayer that each individual present will follow through on this commitment.

“We do not need to fear going anywhere to share the gospel. The success we seek is not our own. It is not determined by our worth or abilities. We seek Christ’s success, and that success is determined by His will and authority.”
Gene Mims, Kingdom Principles for Church Growth

Session Two



Leader's Manual

Notes

The Work of the Holy Spirit

CELL 2A Purpose of Session:

To help the believer understand and apply the work of the Holy Spirit in evangelism

Enlist someone to read John 14:16-18.

Ask:

What did Jesus say about the Holy Spirit in John 14:16-18?

Answers:

- He is the Counselor
- He will be with us forever
- He is the Spirit of Truth
- He lives in us

CELL 2B Say:

Effective witnessing depends upon the work of the Holy Spirit. Without the Holy Spirit, who is the Spirit of Truth, effective witnessing is impossible. By understanding His work, we will be better prepared to share our faith with others.

CELL 2C Say:

Let's look at three areas in which the Spirit works.

1. How the Holy Spirit works in a believer's life:

In 1 Corinthians 12:13, Paul tells us that He baptizes us into one body.

This simply means that each believer has received the indwelling of the Holy Spirit and because of this, we are all united into one body: the body of Christ.

CELL 2D

In Ephesians 4:30, Paul says that the Holy Spirit seals us for eternity.

This simply means that each believer is eternally secure in Him.

“The spirit of evangelism which is basic in soul-winning cannot endure apart from the presence and power of the Holy Spirit. The Holy Spirit empowers, illumines, preserves, and guides the soul-winner. The Holy Spirit makes Christ real to the Christian.”

—C.E. Autry
Basic Evangelism

Session Two



Leader's Manual

Notes

CELL 2E

In **Ephesians 5:18**, Paul says that the Holy Spirit **fills** us.

This simply means that each believer should consistently walk in fellowship with Jesus and live a life of submission under God's control.

Lead the class members now in a time of prayer asking the Holy Spirit to reveal unconfessed sin in their lives, to ask for forgiveness for those sins, and to fill them with the Spirit.

CELL 2F

2. **How the Holy Spirit works in an unbeliever's life:**

Enlist a volunteer to read John 16:8-11.

Ask:

In this passage, what does the Spirit do?

Answer:

He convicts of sin, righteousness, and judgment.

CELL 2G

In John 15:26, about Whom does the Spirit testify?

Answer:

He testifies about Jesus.

CELL 2H

In John 3:5-6, only who may enter the kingdom of God?

Answer:

Only those born of the Spirit.

CELL 2I

3. **How the Holy Spirit works in the life of the witness:**

- He goes **before** the witness(Acts 10:1-6)(can be used for all points)

He prepared the heart of Cornelius to receive the witness of Peter.

**"We have the best in materials, media, and methods, but we lack spiritual power . . . We cannot evangelize without God's power."
—John Mark Terry,
Church Evangelist**

Session Two



Leader's Manual

Notes

CELL 2J

- He gives the witness **boldness** (Acts 1:8)

This empowerment gives us confidence in Christ and enables us to be a bold, loving witness.

CELL 2K


- He **guides the conversation**, if allowed (John 14:26)

Do not let the fact that you may not have all the answers prevent you from sharing. Depend upon the Holy Spirit and He will give you wisdom and words.

CELL 2L

Knowing these truths about the Holy Spirit will help you share Jesus in your relationships with power and boldness.

Session Three



Leader's Manual

Notes

How to Build Witnessing Relationships

CELL 3A

Purpose of Session:

To help the believer identify unbelievers and to intentionally build witnessing relationships with them

Enlist a volunteer to read 1 Corinthians 9:19-23.

Say:

In this passage, Paul is giving us his life's mission statement. He wants people saved and reveals what he considers to be his role in helping them come to Christ.

Jesus went to where the lost people were. He walked in their dust and spoke their language. He lived in their culture and understood their deepest need.

CELL 3B

Ask:

*What do think Paul meant when he said "I have become all things?"
Write your answer in the space provided.*

Say:

"Becoming all things" is about relationships. What you "become" to someone describes your relationship with that person. As Paul lived out his faith every day, the lost could easily see that he was different. Since Paul was ministering through relationships, the lost felt free to ask him why he lived the way he did. They were also receptive to hearing Paul's testimony.

CELL 3C

Relationships are like bridges that enable us to cross over in order to share the good news of Christ.

Like Paul, because of these relationships and a God-honoring lifestyle, we may be granted passage into the lives of lost people to discuss spiritual matters.

Read 1 Thessalonians 1:5.

Session Three



Leader's Manual

Notes

CELL 3D

Ten Descriptions of a "Becomer"

- He or she wants his or her life to bring glory and souls to God
- He or she has died to his or herself
- He or she knows that being a friend is an important part of evangelism
- He or she is willing to go the second mile
- He or she is genuinely concerned for others
- He or she knows it is the Holy Spirit's job to convict the sinner of sin
- He or she knows his or her possessions are to be used for service
- He or she keeps his or her eyes on the harvest
- He or she invites lost people to his or her parties and other social gatherings
- He or she always has a "Most Wanted for Christ" list

"If you and I believe that there is a heaven and a hell, why do we keep so quiet about the gospel of Jesus Christ?"

—Charles F. Stanley
*Confronting
Casual Christianity*

CELL 3E

Ask:

*Who do you know in your circle of relationships that is lost?
Give your class time to complete the list.*

Your family

Your coworkers

Your friends

Your neighbors

Your acquaintances

Other

CELL 3F

Ask:

How do we begin to reach them for Christ?

- Begin praying for them
- Build or expand your relationship with them
- Look for opportunities to talk about spiritual matters

Session Three



Leader's Manual

Notes

CELL 3G

Ask:

What will you “become” to those whose names you have written down to enhance their receptivity to the gospel?

One-Day Witnessing Workshop
Session Four



Notes

Leader's Manual

How To Begin A Witnessing Conversation

CELL 4A

Purpose of Session:

To help the believer understand how to begin a witnessing conversation

Say:

In any witnessing conversation it is very important to be natural. Just be yourself and allow your own unique personality to come out in the conversation. Smile and enjoy people with whom you will have an opportunity to share. Remember, you are reflecting the life and love of Jesus Christ!

CELL 4B

Ask:

When you are in a conversation with someone, what areas are typically discussed?

Answers:

hobbies, interests, things you have in common, backgrounds, work, family members, current issues, religion, and so on

Starting a witnessing conversation is really no different than starting any other conversation! You are seeking to build a relationship!

Say:

To assist you in starting a witnessing conversation, use the simple acrostic C.A.S.T. to help keep you on track.

Remember: Seek to build a relationship

CELL 4C

Using C.A.S.T.

C: Stands for Connection

Seek to make a connection with the person.

Talk about the person's background:

Where are you from originally?


How long have you lived here?

Other questions:

If you are already acquainted, ask about family members or mutual friends.

“Almost every day, we come to evangelistic turning points. We make the choice whether to help rescue these people from danger or to walk the other way.”
—Lee Strobel, *Inside the Mind of Unchurched Harry & Mary*

One-Day Witnessing Workshop
Session Four



Leader's Manual

Notes

CELL 4D

A: Stands for Activities

Find out about the person's work, hobbies, or interests.

You may ask:

What kind of work do you do?

What do you enjoy doing in your spare time?

For students, What courses are you taking?

If you notice evidence of their interests such as sports, books, art, and so on, you may ask a question or comment about these.

Seek to discover commonalities.

CELL 4E

S: Stands for Spiritual Matters

This is the real heart of the conversation. Find out whether the person is open to discussing spiritual matters.

Questions you might ask:

Would you consider yourself to be a spiritual person?

Do you ever think about spiritual things?

If they are not sure what you mean, say things like heaven, prayer, God.

Some like to use diagnostic questions such as:


Do you know for sure that you will go to heaven when you die? Can I share with you my story of how I came to be sure?

CELL 4F

T: Stands for Tell Your Story

If the person is open to your sharing, continue by sharing the gospel.

Leader, allow time in this session for each participant to practice using C.A.S.T. with his or her partner.



Your Personal Story/Testimony

CELL 5A

Purpose of Session:

To help the believer understand the importance of a personal story/testimony, how to develop and share it with an unbeliever

Say:

A personal testimony is one of the most basic tools that can be used for witnessing. It is simply your story of salvation. A personal story/testimony is a personal account of your life before you made a commitment to follow Jesus, how you came to know Jesus personally, and how Jesus has changed your life since you came to know Him personally.

“A personal testimony is difficult to refute. The experience has happened to you. You are a specialist on your own story. The antagonistic Pharisees had no defense for the simple, forthright testimony of the blind man who had been healed.”

—Darrell W. Robinson
People Sharing Jesus

CELL 5B

A personal story/testimony is divided into three areas:

1. My life before I made a commitment to follow Jesus

This section includes what your life was like before coming to Jesus. Loneliness, lack of purpose, and no hope may all be part of your story. It culminates in the discovery that each of us are in need of a change and a recognition that humankind's most basic problem is sin.

CELL 5C

2. How I came to know Jesus personally


How did this occur in your life? Was it in a worship service that you came to know Christ? How did you discover that God loves you and that Jesus died for your sins? When and where were you when you received Jesus as your Savior? This part of your story communicates the circumstances and events surrounding your life-changing encounter with Christ.

CELL 5D

3. How Jesus has changed my life since I came to know Him personally

The last part of your story communicates briefly how your life is now different as a result of salvation. Indicate the impact He has had on your life. You may want to examine statements that you made under point 1 as you write out this portion of your story/testimony.

Session Five



Leader's Manual

Notes

CELL SE

An excellent model of a personal testimony and its use is found in Acts 22:3-16.

Acts 22:3-5

Describes Paul's life before Christ

Acts 22:6-13

Describes how Paul came to know Christ

Acts 22:14-16

Describes how Paul's life was changed

CELL SF

Characteristics of a Personal Story/Testimony

Say:

Your personal testimony is very important:

It has **authority**

No one can refute it; it happened to you!

It **communicates**

It is a wonderful resource to communicate the reality of how Christ has changed your life!

It **relates**

Everyone alive has a spiritual void that can only be filled by a personal encounter with Jesus Christ.

It is **powerful**

God can use your story/testimony to impact lives and to reveal the life and love of Jesus Christ to a lost and dying world.

CELL SG


Say:

What if you accepted Christ at a very young age?

Notice the box in your notes on the far right column

- *Focus upon a defining moment in your life when your faith was tested and affirmed*
- *Focus upon how Christ has protected you*
- *Focus upon the direction your life could have gone*
- *Focus upon what Christ saved you from*

“God custom-designed you with your unique combination of personality, temperament, talents, and background, and He wants to harness and use these in His mission to reach this messed-up world.”
 —Bill Hybels
Becoming a Contagious Christian



CELL 5H

Show sample of early age testimony.

Leader, take a moment and share with the class your own personal story/testimony.

CELL 5I

Writing Your Personal Story/Testimony

Give your class the following Instructions for writing their personal story/testimony.

Use the Personal Story/Testimony Worksheet to write out your story/testimony.

Be brief. Your story/testimony should be no longer than three to five minutes.


Be specific, but leave out unnecessary details.

Try to avoid Christian lingo and words that the hearer may not understand.

Stress that even though Christ has changed your life, you are still not perfect.

CELL 5J

After the class has had time to write out their personal story/testimony (or if they have already written it out before the class) give them time to share their stories with their partners.



Leader's Manual

My Story/Testimony

Worksheet

Notes

1. My life before I made a commitment to follow Jesus:

2. How I came to know Jesus personally:

3. How Jesus has changed my life since I came to know Him personally:

Session Six



Notes

Leader's Manual

Overview of The One-Day Witnessing Card

CELL 6A Purpose of Session:

To learn how to use the One-Day Witnessing card in a witnessing conversation

NOTE: Each person must have a copy of the One-Day Witnessing Card.

Say:

This card is to assist you in sharing the gospel. What makes this card unique is that you personalize the gospel presentation by including your own story/testimony.

The card was designed to fit nicely in your wallet or purse. Keep several handy as you seek to be a faithful witness for the Lord.


CELL 6B When using the One-Day Witnessing Card

- Sit or stand beside the person
- Fold the card so the person can see only the page you are reading/using
- Point to the words/verses with finger or pen
- Call the person by name while using the card

CELL 6C As you look at the card, notice that it contains Scriptures, transitional statements, questions, and three small arrows ➡. The simple Scriptures used are foundational to the gospel; they are in black. Transitional statements and questions are in purple. They assist you in moving from one idea or context to the next. These are designed to provoke thought and to lead the person to respond to the gospel. The small arrows are placed strategically to let you know when and where to include the various components of your personal story/testimony. Each page of the card will be reviewed in detail in this session.

CELL 6D As you first begin to use this card, you will probably need to refer to it throughout a witnessing experience. However, as you memorize or become more familiar with the verses and transitions, you will discover that you will use or refer to the card less and less.

Leader, this is the most important part of the workshop. Please make sure that you know how to use the card and can demonstrate its use to your class



CELL 6E **How to use The One-Day Witnessing Card**

The card is only a guide to assist you in communicating the essentials of the gospel. It does not contain every word you will say in your witnessing conversation.

As you practice using the card, put your personality into it and feel free to include further transitional statements and concepts. Each person with whom you will be sharing will be different. Learn how to smoothly transition from one area to the next.

For example:

When you come to a Scripture reference, say something like:
 “The Bible says,” or “I discovered the Bible teaches that” or “God says.”

CELL 6F **Begin the witnessing conversation by using C.A.S.T.**
 (Refer to Session Four for C.A.S.T)

As the Holy Spirit leads, begin to share the first part of your testimony:
 “My Life Before Making a Commitment to Follow Jesus.” (As indicated by the small arrow.) As you proceed, use the witnessing card to assist you in sharing the gospel.



Everyone needs a change in life.
 “All have sinned and fall short of the glory of God” (Rom. 3:23).
 “The wages of sin is death” (Rom. 6:23).
Our sin separates us from God.

The wonderful truth about God is:
He loves us even though we are sinners.
 “For God so loved the world that He gave His only begotten Son, that whoever believes in Him should not perish but have everlasting life” (John 3:16).

He sent His Son, Jesus to die for our sins.
 “The Word (Jesus) became flesh and dwelt among us” (John 1:14).
 “Christ died for our sins . . . and that He rose again the third day” (1 Cor. 15:3-4).

Session Six



Leader's Manual

Notes

CELL 6G

The first part of your story/testimony should culminate in the recognition that you needed a change in your life because of sin. The diagram on the first page illustrates humanity's separation from God. The clouds represent God and heaven. The people at the bottom of the card represent all of humanity. The dark blue section of the card illustrates the truth that humanity is separated from God because of sin. The truth that should be shared from the first page is that humanity is separated from God because of sin, but God loves us in spite of our sin and has provided a means for our sin to be forgiven.

Leader:

Demonstrate how to use this part of the One-Day Witnessing card for your class.

CELL 6H

SAMPLE TESTIMONY

Continue the witnessing conversation by referring to or reading the card until the second arrow.

CELL 6I

At the second arrow share the second part of your story/testimony: "How you came to know Christ personally."

Through Jesus, God offers us forgiveness of our sin and the gift of eternal life.

"The gift of God is eternal life in Christ Jesus our Lord" (Rom. 6:23).

"But as many as received Him, to them He gave the right to become children of God" (John 1:12).

God wants us to be a part of His family forever!

"I have come that they may have life, and that they may have it more abundantly" (John 10:10).

Would you like to receive God's forgiveness and His gift of eternal life?

Session Six



Leader's Manual

Notes

Continue the witnessing conversation by reading or referring to the One-Day Witnessing Card: The diagram on the second page of the card illustrates the truth that it is only through the cross that humanity can experience God's forgiveness and the joy of becoming part of God's family.

This section of the card also verifies through Scripture what Christ wanted to do in your life. You then responded through faith as the second part of your testimony indicated.

CELL 6J

SAMPLE TESTIMONY

Leader:

Demonstrate how to share this part of the One-Day Witnessing card for your class.

CELL 6K

At the third arrow share the third part of your testimony:
"How your life is different since you came to know Christ personally."

Through Jesus, God offers us forgiveness of our sin and the gift of eternal life.

"The gift of God is eternal life in Christ Jesus our Lord" (Rom. 6:23).



"But as many as received Him, to them He gave the right to become children of God" (John 1:12).

God wants us to be a part of His family forever!




"I have come that they may have life, and that they may have it more abundantly" (John 10:10).

Would you like to receive God's forgiveness and His gift of eternal life?

Continue the witnessing conversation by reading the One-Day Witnessing Card.

Session Six



Notes

Leader's Manual

CELL 6L

Every believer could write a book describing the impact that Christ has made in his or her life. However, the attention span of most people is very short. In an effort to keep your presentation brief and to the point, share in a sentence or two the impact He has made.

Examples:

- And since then He has become a friend that is always there.
- And since then He has brought me peace.
- And since then He has brought purpose and meaning to my life.
- And since then He has been a daily source of strength.

Leader:

Demonstrate how to share this part of the One-Day Witnessing Card for your class.

CELL 6M

SAMPLE TESTIMONY

CELL 6N

Drawing the Net

Look at the simple question at the bottom of the card:

Through Jesus, God offers us forgiveness of our sin and the gift of eternal life.

"The gift of God is eternal life in Christ Jesus our Lord" (Rom. 6:23).



"But as many as received Him, to them He gave the right to become children of God" (John 1:12).

God wants us to be a part of His family forever!



"I have come that they may have life, and that they may have it more abundantly" (John 10:10).



Would you like to receive God's forgiveness and His gift of eternal life?

Session Six



Notes

Leader's Manual

CELL 6O

The question used after the Scripture begins a process of “drawing the net,” beginning the invitation process, affirming the fact that God’s desire is that we be in His family.

- Be sensitive to the person with whom you are sharing at this strategic point.
- Be prepared for questions.
- See your sharing as a conversation rather than an uninterrupted presentation.

CELL 6P

Ask:

Would you like to receive God’s forgiveness and His gift of eternal life?

- If the answer is “yes,” continue by leading the person into repentance. Continue reading the card by going to the top of next page.
- If the person hesitates or says “no,” deal with their response in a positive manner. You may say, “What do you feel is keeping you from making a decision?”
- If the person continues to hesitate or refuse, leave the door open for future opportunities.

CELL 6Q&R

Repentance is turning to God through Jesus and away from our sin. It is like making a U-turn. The diagram on page 3 is a U-turn sign that has been reversed forming a J. The J is a reminder that repentance is only available through Jesus Christ.

The Bible teaches that we must turn from our sin, which is repentance.

“Repent . . . and be converted, that your sins may be blotted out” (Acts 3:19).

We must place our trust in Jesus alone for new life.

“I am the way, the truth, and the life. No one comes to the Father except through Me” (John 14:6).

You can become a follower of Jesus by turning away from your sin and trusting Him alone as your Lord and Savior.

You can do this now by inviting Jesus into your life through prayer.

Encourage the person to receive Christ.

Continue to read the card

Session Six



Notes

Leader's Manual

CELL 6S

Say:

You can become a follower of Jesus by turning away from your sin and trusting Him alone as your Lord and Savior.

You can do this now by inviting Him into your life through prayer.

If the person says “yes,” ask them the next question:

Ask:

Would you like for me to lead you in that prayer?

If the person says “yes,” lead them in the prayer of salvation found at the top of the next page of the card.

CELL 6T

Dear Jesus,
 I want to follow You. I turn from my sin and place my trust in You alone and ask for Your forgiveness. Right now, I receive Your free gift of eternal life and welcome Your control of my life. Thank You for loving me and dying for me. And thank You for giving me new life.

Congratulations!
 Your decision to become a member of God's family is the most important decision you will ever make.

Church name, address, phone

Grow as a follower of Jesus:

- Tell someone today who would be happy to hear of your commitment.
- Read the Bible every day.
- Pray daily.
- Follow Jesus in believer's baptism.
- Become active in a Bible-believing church.

All Scripture quotations are taken from the New King James Version. Copyright © 1979, 1980, 1982 by Thomas Nelson, Inc. Used by permission. All rights reserved. ISBN 159312127X

NORTH AMERICAN MISSION BOARD, INC.
030277A/9-03

CELL 6U

If the person hesitates or says “no” to your offer to lead them in a prayer you may say, “Let me share with you a prayer that is very much like the one I prayed when Jesus came in and changed my life.”

Then read the prayer in the card.

Ask:

“Does this prayer say what you would like to say to God?” Again, seek discernment from God to know whether to continue. They may want to pray this prayer at a later time. Always seek to leave the door open for further ministry at the same time recognizing the urgency of accepting Christ today.

One-Day Witnessing Workshop
Session Seven



Notes

Leader's Manual

Immediate Follow-up

CELL 7A

Purpose of Session:

To help the believer understand the importance and process of immediate follow-up

If you have the wonderful privilege of leading someone to Christ, the necessity for follow-up falls squarely on your shoulders! Make this just as much of a priority as when you originally shared Christ. Evangelism and discipleship are two sides of the same coin.

CELL 7B

Once a person has accepted Christ, congratulate them! This is the greatest decision they will ever make! The old has passed away, and they have become a new creation in Christ!

CELL 7C

Ask:

How does 1 Peter 2:2 refer to a new believer?

Answer: a newborn babe

Who did Jesus tell Peter to feed in John 21:15?

Answer: "my lambs"

CELL 7D

What are some of the immediate needs of a new believer?

Answers may include: Bible study, baptism, discipleship, friends, a Sunday School class, a church home.

CELL 7E

Say:

Immediate follow-up is imperative. It begins at the point of conversion. Just like taking care of the needs of a newborn, God expects you to attend to the needs of the new believer.

CELL 7F

There are five areas that new believers need to immediately embrace as they begin their new lives in Christ. These are listed at the end of the card. These areas need to be reviewed with the new believer.

- Tell someone today who would be happy to hear of your commitment to Jesus.
- Read the Bible every day.
- Pray daily.
- Follow Jesus in believer's baptism.
- Attend a Bible-believing church.

**"Follow-up procedures are not complete until the convert has been taught to study God's Word, to pray, to live the Christian life, and to walk with Christ."
D. James Kennedy,
Evangelism Explosion**

One-Day Witnessing Workshop
Session Seven



Leader's Manual

Notes

Dear Jesus,
I want to follow You. I turn from my sin and place my trust in You alone and ask for Your forgiveness. Right now, I receive Your free gift of eternal life and welcome Your control of my life. Thank You for loving me and dying for me. And thank You for giving me new life.

Congratulations!
Your decision to become a member of God's family is the most important decision you will ever make.

Church name, address, phone

Grow as a follower of Jesus:

- Tell someone today who would be happy to hear of your commitment.
- Read the Bible every day.
- Pray daily.
- Follow Jesus in believer's baptism.
- Become active in a Bible-believing church.

All Scripture quotations are taken from the New King James Version. Copyright ©1979, 1980, 1982 by Thomas Nelson, Inc. Used by permission. All rights reserved. ISBN 159312127X

NORTH AMERICAN MISSION BOARD, INC. 030277A/9-03

CELL 7G

As you leave the person, make sure that they have a Bible and information about your church. Leave them the card and encourage them to share it with someone they know who needs Jesus. Pray with them and for them.

CELL 7H


Ongoing Follow-up Until Assimilation

Say:

Every effort should be made to assimilate the new believer into the life and ministry of the church. Make sure that you have correct contact information and provide that information to your church leaders.

- Continue weekly contact with the new believer, providing him or her with Bible study materials, such as Beginning Steps, Let the Celebration Continue, or other resources for new believers.
- Enroll the person in your Sunday School/small group ministry.
- Visit with the person in his or her home.
- Be sensitive to the spiritual needs of other family members in the home and share Christ with them.
- Provide the person transportation to your church, if needed.
- Sit with him or her in worship and introduce the new believer to your friends.

Session Eight



Leader's Manual

Notes

How to Pray Evangelistically

CELL 8A

Purpose of Session:

To help the believer understand the importance and power of prayer in witnessing

Prayer is not an option. Our personal relationship with Christ will not thrive without it. Prayer results in cleansing of the heart and life.

What does Romans 10:1-2 imply?

It implies that we should be praying for the lost.

CELL 8B

Say:

Just as Paul prayed for the lost to be saved, so should we. Earnest prayer for the lost is the believer's never-ending task. Prayer not only releases the power of God in the lives of the lost, but also motivates believers to be faithful in witnessing.

CELL 8C

Using the HEARTS Acrostic to Pray for the Lost:

Read Luke 8:5-12.

CELL 8D

Say:

What does the devil seek to do in this passage? In the parable of the sower, the seed that fell beside the road was trampled underfoot, and the birds of the air ate it up. Jesus explained that the seed is the Word of God and the seed that fell beside the road represents those who heard the Word. The devil then takes away the Word from their heart, so that they may not believe and be saved. We need to pray that God will prepare the heart so that the seed would take root.

“Unless believers and churches begin to effectively pray for lost people before, during, and after they evangelize, little fruit will be produced from their many labors.”
Praying Your Friends to Christ

CELL 8E

H Pray for receptive *HEARTS*.

Session Eight



Leader's Manual

Notes

CELL 8F

Read Matthew 13:15.

CELL 8G

Say:

The lost person is blinded by Satan. "But even if our gospel is veiled, it is veiled to those who are perishing: whose minds the god of this age has blinded, who do not believe, lest the light of the gospel of the glory of Christ, who is the image of God, should shine on them" (2 Cor. 4:3,4, NKJV, emphasis added). Only God can open their eyes.

CELL 8H

E Pray that God may open their *EYES* and *EARS*.

CELL 8I

Read John 16:8.

CELL 8J

Say:

This will require that they admit they are sinners who face judgment and are in need of the righteousness of Jesus. The Christian, on the other hand, with God's attitude toward sin, will be proactive. The role of the Holy Spirit is to convict of sin.

CELL 8K

A Pray that they have God's *ATTITUDE*.

CELL 8L

Read 2 Corinthians 10:3-4.

Session Eight



Leader's Manual

Notes

CELL 8M

Say:

Praying specifically for a lost individual is warfare. Satan will go to any extent to keep a person lost and in his kingdom. We are involved in praying for and sharing with individuals who need to be rescued from the kingdom of darkness and transferred by God to the kingdom of His dear Son. "He has delivered us from the power of darkness and conveyed us into the kingdom of the Son of His love" (Col. 1:13).

In this spiritual warfare, we do not fight with weapons of flesh, but with mighty weapons of God. Our struggle is not against flesh and blood, but against the rulers, against the authorities, against the powers of this dark world, and against the spiritual forces in the heavenly realms (see Eph. 6:12).

CELL 8N

R Pray for the person to be *RESCUED*.

CELL 8O

Read 2 Corinthians 5:17.

Say:

God's desire is for man to experience the transformed life which only is available through a personal encounter with the Lord Jesus Christ.

"Those who talk with God most, usually hear God best."
Dan Southerland,
Leading Your Church
Through Change


CELL 8P

T Pray for a *TRANSFORMED* life.

CELL 8Q

Read Matthew 9:35-38.

Session Eight



Leader's Manual

Notes

CELL 8R

S Pray for God to *SEND* laborers into his harvest field.

CELL 8S

Say:

As a believer in Christ, you have a harvest field. You have also been called to go into that harvest field. Think about those who are lost and in your sphere of influence.

Say:

For the next few minutes, use the HEARTS acrostic to pray for those whose names you wrote down in Session Three.

CELL 8T

Put into practice what you have learned to do by sharing Christ with someone you know who needs Jesus.

CELL 8U

Witness Opportunities

“Each of us should ask ourselves, ‘Are there people for whom I am praying by name every day, asking God the Holy Spirit to open their eyes, enlighten them, and bend their wills until they receive Jesus Christ as Lord and Savior?’”

—Paul Little,
*How to Give Away
Your Faith*